



LIGHT·POINT

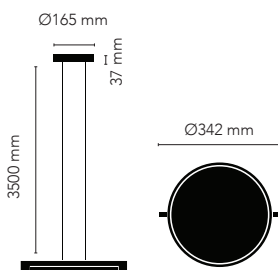
Design by
STUDIO F·A·PORSCHE

INLAY S DISC

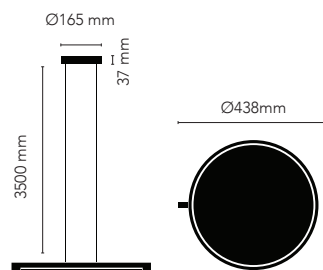
Design: Studio F. A. Porsche



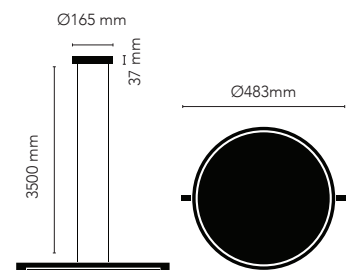
SWITCH  TUNE™



INLAY S2 Ø342 DISC



INLAY S3 Ø438 DISC



INLAY S4 Ø483 DISC

INLAY S DISC - 2700/3000K

Design: Studio F. A. Porsche

LIGHT·POINT

Design by
STUDIO F·A·PORSCHE

ART. NAME	INLAY S2 Ø342 DISC	INLAY S3 Ø438 DISC	INLAY S4 Ø483 DISC
Art. no. matt black/ satin gold	900026	900028	900024
Art. no. matt black/ satin silver	900025	900027	900023
EAN matt black/ satin gold	5711389001643	5711389001674	5711389001735
EAN matt black/ satin silver	5711389001636	5711389001667	5711389001728
Material	Aluminium / Acrylic	Aluminium / Acrylic	Aluminium / Acrylic
Light source	LED	LED	LED
Lifetime	50.000	50.000	50.000
Number of light sources	1	1	1
Electronical gear	N/A	N/A	N/A
Driver watt	N/A	N/A	N/A
Light source watt	18	25	32
System watt	18	25	32
Voltage	220-240	220-240	220-240
Dimmable	Yes	Yes	Yes
Lumen output	1980 (nominal)	2750 (nominal)	2750 (nominal)
Lumen pr. watt	110	110	110
Flux	N/A	N/A	N/A
CCT (K)	2700-3000	2700-3000	2700-3000
RA/CRI	>90	>90	>90
Mac Adam	3	3	3
Light distribution	Down	Down	Down
Beam angle	N/A	N/A	N/A
Tilt angle	N/A	N/A	N/A-
Cutout mm.	N/A	N/A	N/A
Rotation	N/A	N/A	N/A
Looping	N/A	N/A	N/A